



MADE IN MERLO

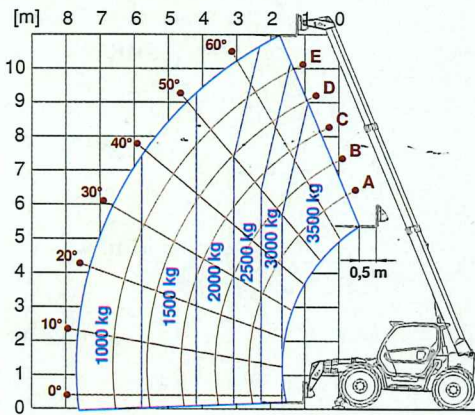
# Panoramic



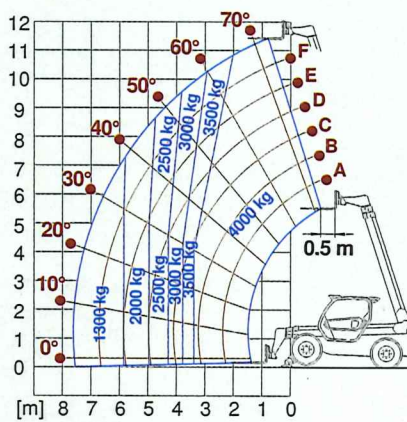
**MERLO**

# Load Chart

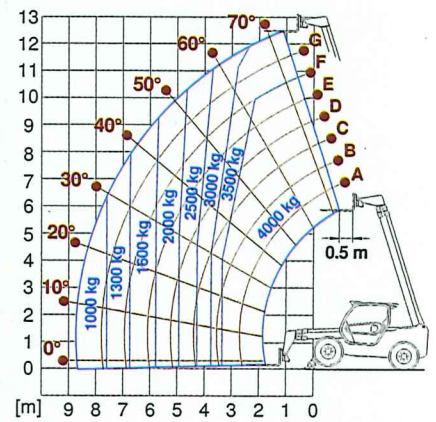
**Panoramic 35.11**



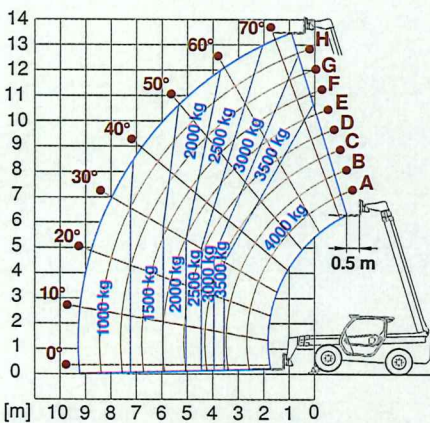
**Panoramic 40.12**



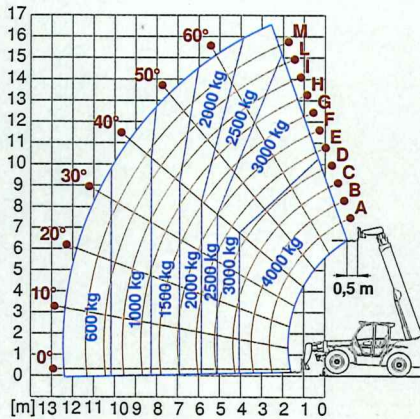
**Panoramic 40.13**



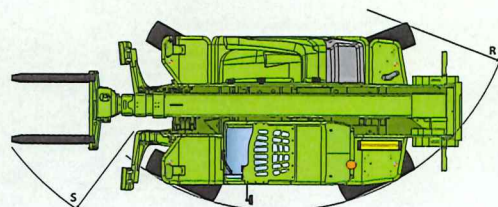
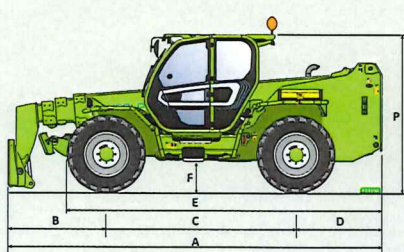
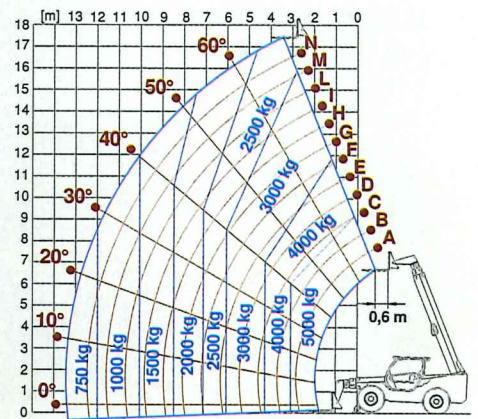
**Panoramic 40.14**



**Panoramic 40.17**



**Panoramic 50.18**



**Dimensions**

		A	B	C	D	E	F	H	L	M	P	R	S
<b>P35.11</b>	mm	5055	1610	2800	645	3976	460	2290	2365	1010	2530	3985	5200
<b>P40.12</b>	mm	5010	1290	2810	910	4260	375	2240	2380	1010	2425	3920	4900
<b>P40.13</b>	mm	5410	1690	2810	910	4260	375	2240	2380	1010	2425	3920	4940
<b>P40.14</b>	mm	5750	1645	2810	1295	4640	375	2240	2380	1010	2425	3920	5040
<b>P40.17</b>	mm	5970	1705	2810	1315	4852	450	2420	2550	1010	2500	4050	5160
<b>P50.18</b>	mm	6190	1745	3060	1385	5067	485	2460	2550	1010	2535	4265	5611